

Uniform Crime Reporting 2020 Report





The Department of Public Safety has collected the data from associated agencies like Criminal Records Unit and Aging and Disability Services. The Department of Public Safety does not guarantee this book to be complete or accurate with regards to the data being provided.



STATE OF NEVADA DEPARTMENT OF PUBLIC SAFETY

Steve Sisolak, Governor

George Togliatti, Director
Department of Public Safety

Mindy McKay, Division Administrator
Records, Communications and Compliance Division

Nicole Lubich, Special Services Manager
Records, Communications and Compliance Division

Amanda Silva, Uniform Crime Reporting Program Supervisor
Records, Communications and Compliance Division

Balakrupa Ramachandran, Uniform Crime Reporting Statistician
Records, Communications and Compliance Division

Raymond Mansi, Uniform Crime Reporting Program Specialist
Records, Communications and Compliance Division

Frank deBraga, Uniform Crime Reporting Program Specialist
Records, Communications and Compliance Division





Nevada Department of **Public Safety**

DEDICATION PRIDE SERVICE

DPS VISION: To be the premiere public safety agency and provide advanced law enforcement services to the citizens of Nevada. To support and empower Department of Public Safety employees by encouraging diversity in the workforce, results oriented service, productivity and meaningful career growth.

The Department of Public Safety is committed to achieving the highest standards of excellence through the use of comprehensive training programs, progressive technology, federal, state and local government partnerships with interagency cooperation to ensure the safety of all citizens and visitors in Nevada.

DPS MISSION STATEMENT: In partnership with the people of Nevada, the Department of Public Safety provides services in support of protecting our citizens and visitors by promoting safer communities through prevention, preparedness, response, recovery, education and enforcement.



Table of Contents

Protection Order Data..... 8

Aging & Disability Services Data 18



Statement of Policy

FOR RELEASE OF UCR STATISTICAL INFORMATION

The following policies provide guidance concerning the release of UCR statistical information. Prior to being released, all information is approved by senior UCR staff.

1. This report is available via email by request, or on the Criminal History Repository website at <https://rccd.nv.gov/About/UCR/Crime-In-Nevada>
2. Information contained in the published annual report may be released via telephone, letter, etc., to any interested party.
3. All requests for unpublished information should be directed to the UCR Program at ucr@dps.state.nv.us

THIS PAGE WAS LEFT INTENTIONALLY BLANK



Protection Orders



Protection Order Statistics

One Protection Order Granted Every 1 Hour, 30 Minutes, 52 Seconds

Protection Orders	Orders	% of TPO	% Change from 2019	Orders / 1,000 Pop
Temporary	5,784		-10.40%	1.84
Extended	2,234	38.62%	-10.50%	0.71

TPO Including Custody of a Minor	1,602	27.70%	-7.77%	0.51
---	-------	--------	--------	------

Served to Adverse Party		Expire or Dissolved	
TPO	4,128	TPO	5,643
EXT	2,265	EXT	2,217
Total	6,393	Total	7,860

Note: 2019 numbers have changed from the previous report due to an update in the System. 2020 numbers show some variances of up to 5 Protection orders among various categories like gender and quarter. These variances are under investigation.



About Protection Orders

The reporting of the protection order data presented here is collected per the guidelines set forth in Nevada Revised Statute 179A.350.

NRS 179A.350 Creation; contents; prompt entry of information; accessibility; retention of records; submission of report to Legislature.

1. The Repository for Information Concerning Orders for Protection is hereby created within the Central Repository.
2. Except as otherwise provided in subsection 10, the Repository for Information Concerning Orders for Protection must contain a complete and systematic record of all:
 - (a) Temporary and extended orders for protection against domestic violence issued or registered in the State of Nevada and all Canadian domestic-violence protection orders registered in the State of Nevada, including, without limitation, any information received pursuant to [NRS 33.095](#);
 - (b) Temporary and extended orders for protection against stalking, aggravated stalking or harassment issued in this State pursuant to [NRS 200.599](#); and
 - (c) Temporary and extended orders for protection against a person alleged to have committed the crime of sexual assault issued in this State pursuant to [NRS 200.37835](#).
3. The records contained in the Repository for Information Concerning Orders for Protection must be kept in accordance with the regulations adopted by the Director of the Department.
4. Information received by the Central Repository pursuant to [NRS 33.095](#), [200.37835](#) and [200.599](#) must be entered in the Repository for Information Concerning Orders for Protection.
5. The information in the Repository for Information Concerning Orders for Protection must be accessible by computer at all times to each agency of criminal justice.
6. The Repository for Information Concerning Orders for Protection shall retain all records of an expired temporary or extended order for protection unless such an order is sealed by a court of competent jurisdiction.



About Protection Orders contd.

7. The existence of a record of an expired temporary or extended order for protection in the Repository for Information Concerning Orders for Protection does not prohibit a person from obtaining a firearm or a permit to carry a concealed firearm unless such conduct violates:

- (a) A court order; or
- (b) Any provision of federal or state law.

8. On or before July 1 of each year, the Director of the Department shall submit to the Director of the Legislative Counsel Bureau a written report concerning all temporary and extended orders for protection issued pursuant to NRS 33.020, 200.378 and 200.591 during the previous calendar year that were transmitted to the Repository for Information Concerning Orders for Protection. The report must include, without limitation, information for each court that issues temporary or extended orders for protection pursuant to NRS 33.020, 200.378 and 200.591, respectively, concerning:

- (a) The total number of temporary and extended orders that were granted by the court during the calendar year to which the report pertains;
- (b) The number of temporary and extended orders that were granted to women;
- (c) The number of temporary and extended orders that were granted to men;
- (d) The number of temporary and extended orders that were vacated or expired;
- (e) The number of temporary orders that included a grant of temporary custody of a minor child; and
- (f) The number of temporary and extended orders that were served on the adverse party.

9. The information provided pursuant to subsection 8 must include only aggregate information for statistical purposes and must exclude any identifying information relating to a particular person.

10. The Repository for Information Concerning Orders for Protection must not contain any information concerning an event that occurred before October 1, 1998.

11. As used in this section, "Canadian domestic-violence protection order" has the meaning ascribed to it in NRS 33.119.

(Added to NRS by 1997, 1803; A 2007, 2483; 2015, 2765; 2017, 624; 2019, 2837)

Note: The report includes only Protection Orders granted for Domestic Violence. It does not include any Protection Orders issued for any other reason (i.e., Stalking, Harassment, etc.) due to system capabilities which did not allow capturing these additional Protection Order types during the reporting period.





Protection Orders

Definitions

The following report will describe and summarize temporary and extended protection orders issued in the State of Nevada. These reports are broken down to show which orders were granted to men and to women. Also included is a listing of those orders that included custody of a minor child and available historic data.

The information contained in this report was gathered using a different methodology than in previous years. Previously the data presented was an aggregate of all protection orders issued including all modifications they may have undergone. However, the new methodology aggregates the total number of Temporary Protection Orders and Extended Protection Orders issued per person. This results in a much lower figure than reported in previous years. For reference, the new methodology has been used to supply historical data from 2010 through 2013 for comparison.

- **Temporary Protection Order:** Can be granted within 24 hours of receiving the application and in effect up to 30 days or until scheduled court hearing.
- **Extended Protection Order:** Awarded only after a hearing before a judge and in effect for up to one year.
- **Expired Order:** A Temporary Protection Order or Extended Protection Order that has reached the expiration date and was not extended further.
- **Vacated Order:** A Temporary Protection Order or Extended Protection Order that was cancelled or dissolved prior to the expiration date.

Any of the above orders can also include a grant of temporary custody of a minor child.

Note that on the graphs you will see gender described as male, female, and unknown. Unknown includes those who entered unknown on the application, or those that did not complete the gender portion of the application.

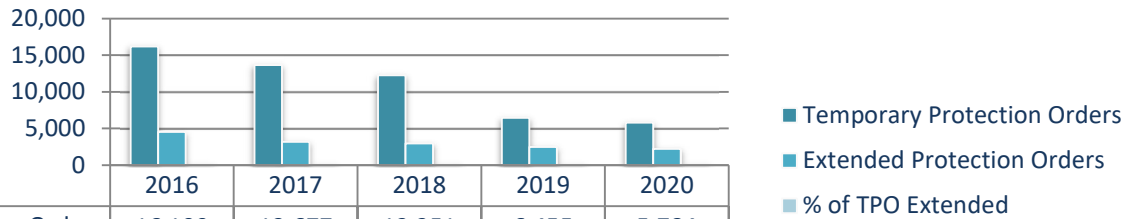


Protection Orders

5-year Comparison 2016 - 2020

Protection Orders Issued

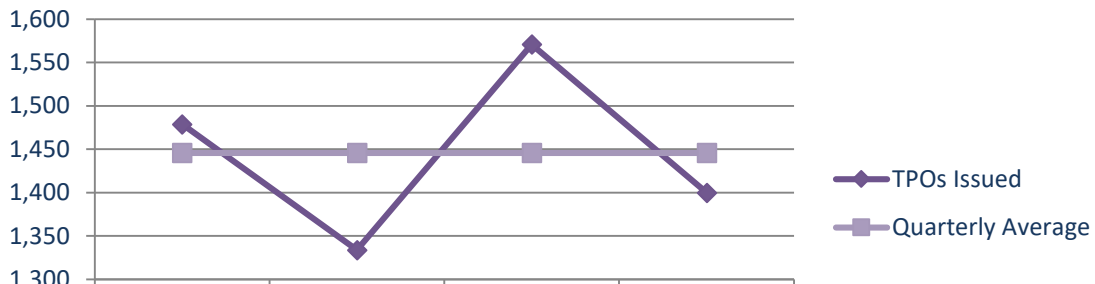
5-yr Comparison: 2016 - 2020



Temporary Protection Orders	16,199	13,677	12,251	6,455	5,784
Extended Protection Orders	4,525	3,166	2,961	2,496	2,234
% of TPO Extended	27.93%	23.15%	24.17%	38.67%	38.62%

2020 Temporary Protection Orders

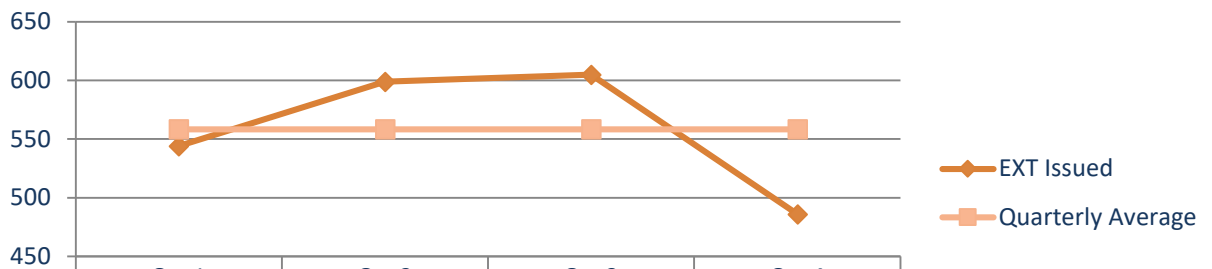
By Quarter & Quarterly Average



	Qtr 1	Qtr 2	Qtr 3	Qtr 4
TPOs Issued	1,479	1,334	1,571	1,400
Quarterly Average	1,446	1,446	1,446	1,446

2020 Extended Protection Orders

By Quarter & Quarterly Average



	Qtr 1	Qtr 2	Qtr 3	Qtr 4
EXT Issued	544	599	605	486
Quarterly Average	559	559	559	559

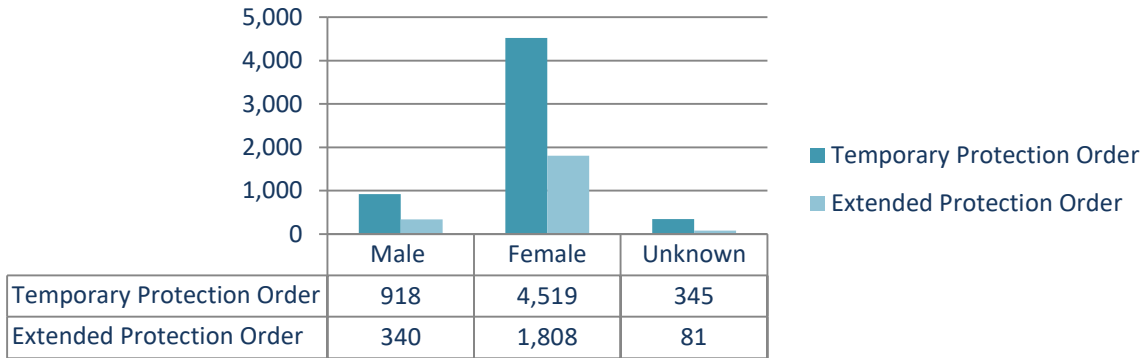


2020 Protection Orders Issued

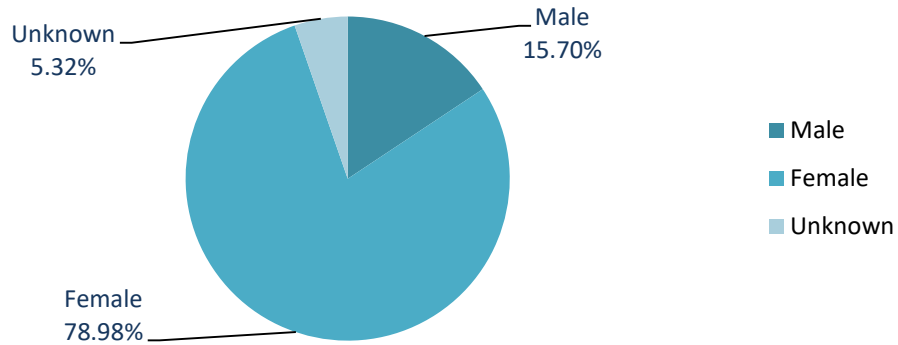
By Gender & Type

2020 Granted Orders

By gender



Protection Order Issued By Gender



Temporary and Extended Order Issued

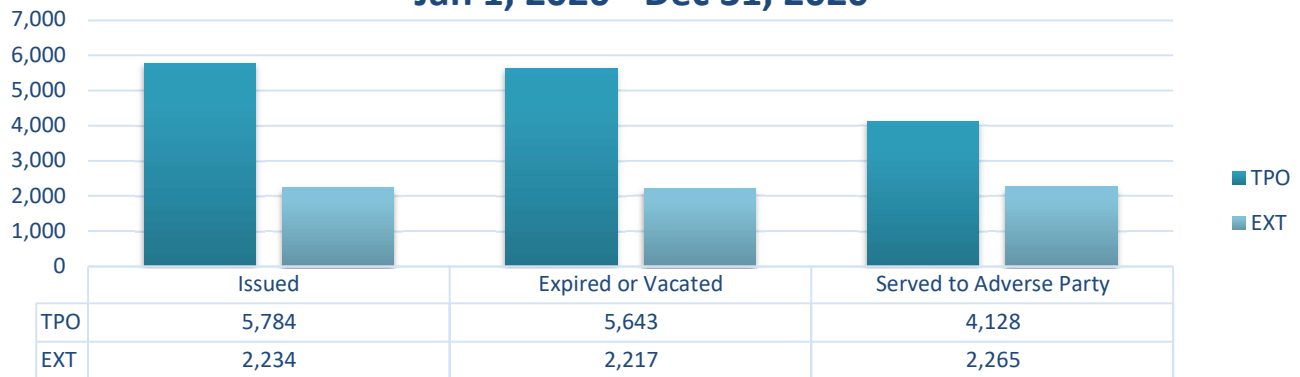




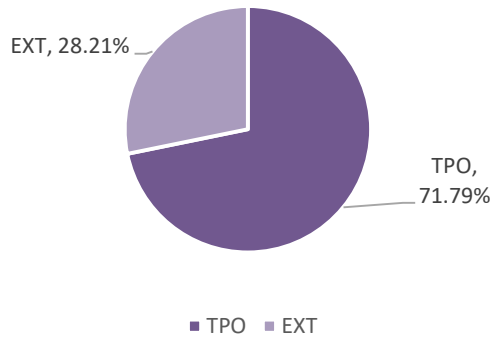
2020 Protection Orders

Issued, Vacated or Expired, and Served

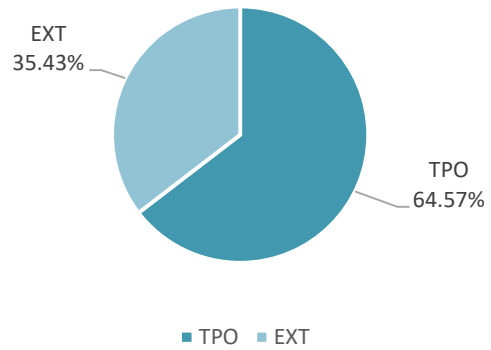
Granted, Expired & Served Jan 1, 2020 - Dec 31, 2020



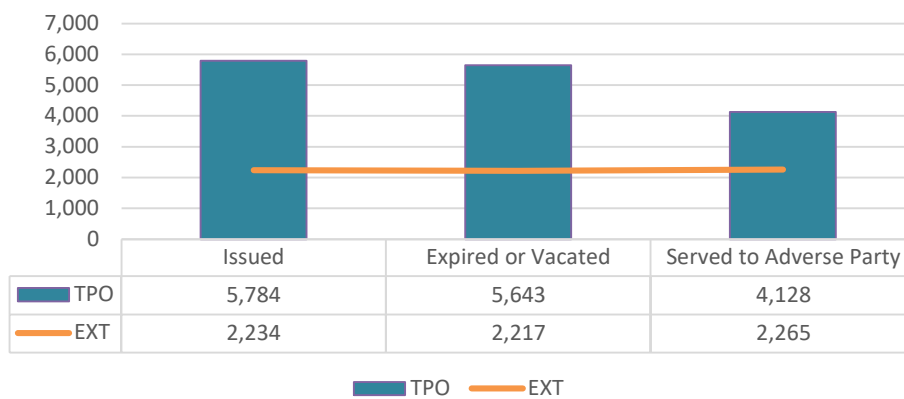
Expired or Vacated in 2020



Served to Adverse Party in 2020



Temporary vs Extended Comparison 2020

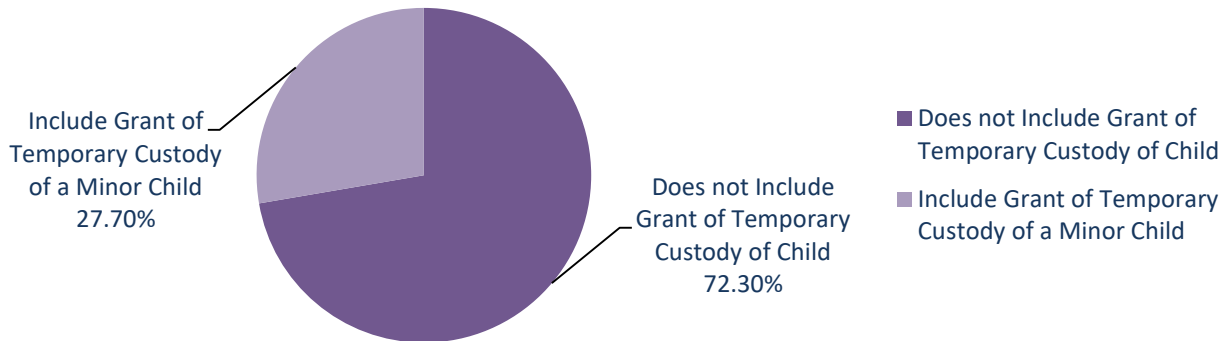
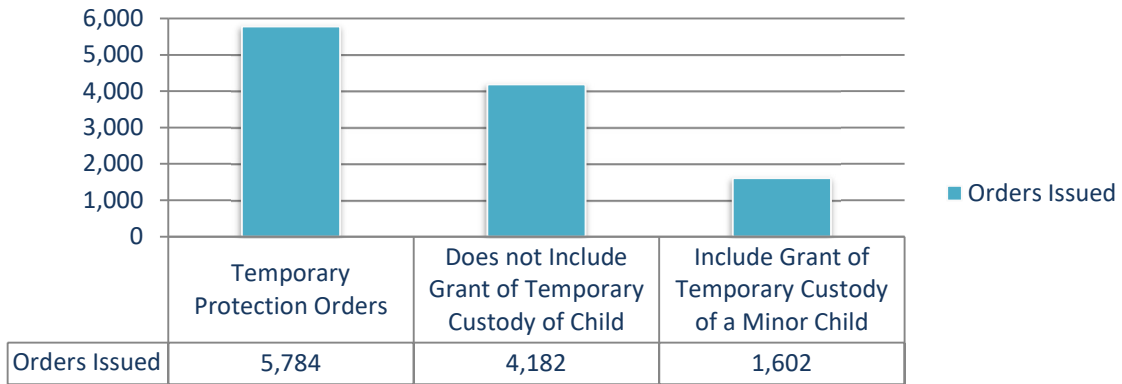




2020 Protection Orders Issued

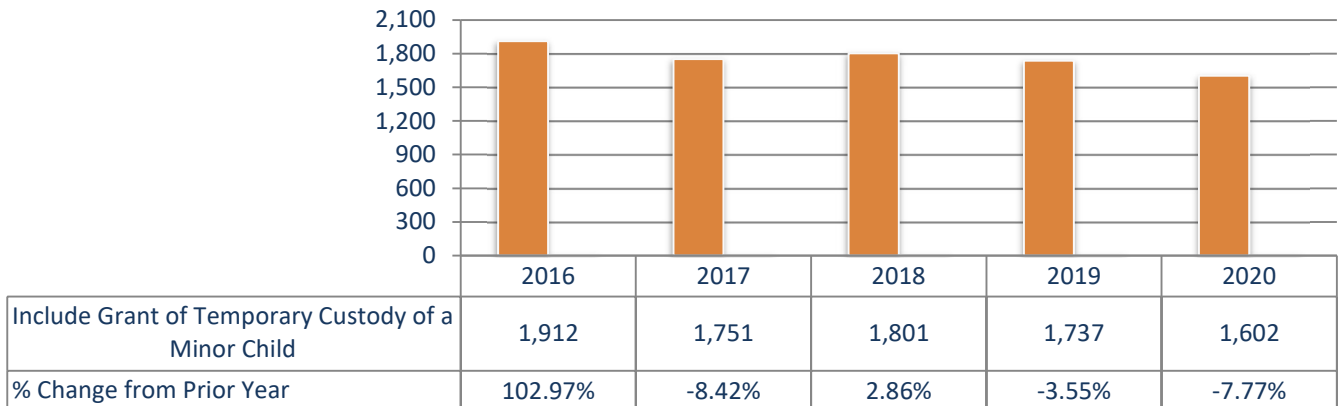
Including a Grant of Temporary Custody of a Minor Child

2020 Orders Issued



Temporary Protection Orders Issued

5-yr Comparison: 2016 - 2020



THIS PAGE WAS LEFT INTENTIONALLY BLANK



Aging & Disability Services



Aging & Disability Services Statistics

	# of Incidents	% of Total Reported
Total Abuse Reported	10,481	
Substantiated	2,987	28.50%
Unsubstantiated	7,494	71.50%

	# of Total Incidents
Most Prevalent County	Clark County 63.31%

Most Common Victim Demographics	# of Victims	Total Reported	% of Total Reported
Non Minority (White & Non Hispanic)	5,512		72.45%
75-84	2,405		31.61%
Female	4,459		58.61%
No, not Hispanic or Latino/a, or Spanish origin	6,552		86.12%

Total Demographics Reported: 7,608

Own Residence or Residence of Relative/ Caregiver	5,096	66.98%
--	-------	--------

Total Type of Living Reported: 7,608

Self Neglect	3,427	32.70%
Exploitation	2,453	23.40%

Total Allegations Reported: 10,481

** Not all demographics have been reported for each victim, thus reporting totals differ by category*

** The statistics for ADSD are reported by fiscal year and the rest of the book is based on calendar year.*





About Aging & Disability Services

The following statistics are provided to the Department of Public Safety from the Nevada Aging and Disabilities Services Division (ADSD), Adult Protective Services (APS). Effective July 1, 2019, Aging and Disability Services Division received legislative authority to receive and investigate reports of abuse, neglect, exploitation, isolation or abandonment for vulnerable persons, age 18-59, in addition to persons 60 years and older, collectively referred to as vulnerable adults. Adult Protective Services serves all of Nevada.

Substantiated and unsubstantiated incidents reported are considered. These figures are published exactly as Aging and Disabilities Services Division presents them to the Department of Public Safety.

Note: Totals in the various categories may not match because of the variations of number of alleged offenders for each victim and the possibility that one victim could have sustained multiple types of maltreatment.

The Crimes Against Older Persons data presented here is collected per the requirements set forth in Nevada Revised Statute 179A.450.

Details of the NRS is provided in the next page.



NRS 179A.450

NRS 179A.450 Creation; contents; submission of report to Legislature; confidentiality of data.

1. The Repository for Information Concerning Crimes Against Older Persons or Vulnerable Persons is hereby created within the Central Repository.

2. The Repository for Information Concerning Crimes Against Older Persons or Vulnerable Persons must contain a complete and systematic record of all reports of the abuse, neglect, exploitation, isolation or abandonment of older persons or vulnerable persons in this State. The record must be prepared in a manner approved by the Director of the Department and must include, without limitation, the following information:

(a) All incidents that are reported to state and local law enforcement agencies and the Aging and Disability Services Division of the Department of Health and Human Services.

(b) All cases that were investigated and the type of such cases.

3. On or before July 1 of each year, the Director of the Department shall prepare and submit a report to the Director of the Legislative Counsel Bureau for transmittal to the Legislature that sets forth statistical data on the abuse, neglect, exploitation, isolation or abandonment of older persons or vulnerable persons.

4. The data and findings generated pursuant to this section must not contain information that may reveal the identity of an individual victim or a person accused of the abuse, neglect, exploitation, isolation or abandonment of older persons or vulnerable persons.

5. As used in this section:

(a) "Abandonment" has the meaning ascribed to it in NRS 200.5092.

(b) "Abuse" has the meaning ascribed to it in NRS 200.5092.

(c) "Exploitation" has the meaning ascribed to it in NRS 200.5092.

(d) "Isolation" has the meaning ascribed to it in NRS 200.5092.

(e) "Neglect" has the meaning ascribed to it in NRS 200.5092.

(f) "Older person" means a person who is 60 years of age or older.

(g) "Vulnerable person" has the meaning ascribed to it in NRS 200.5092.

(Added to NRS by 2007, 746; A 2009, 2447; 2011, 82; 2015, 826; 2017, 2685; 2019, 3473)





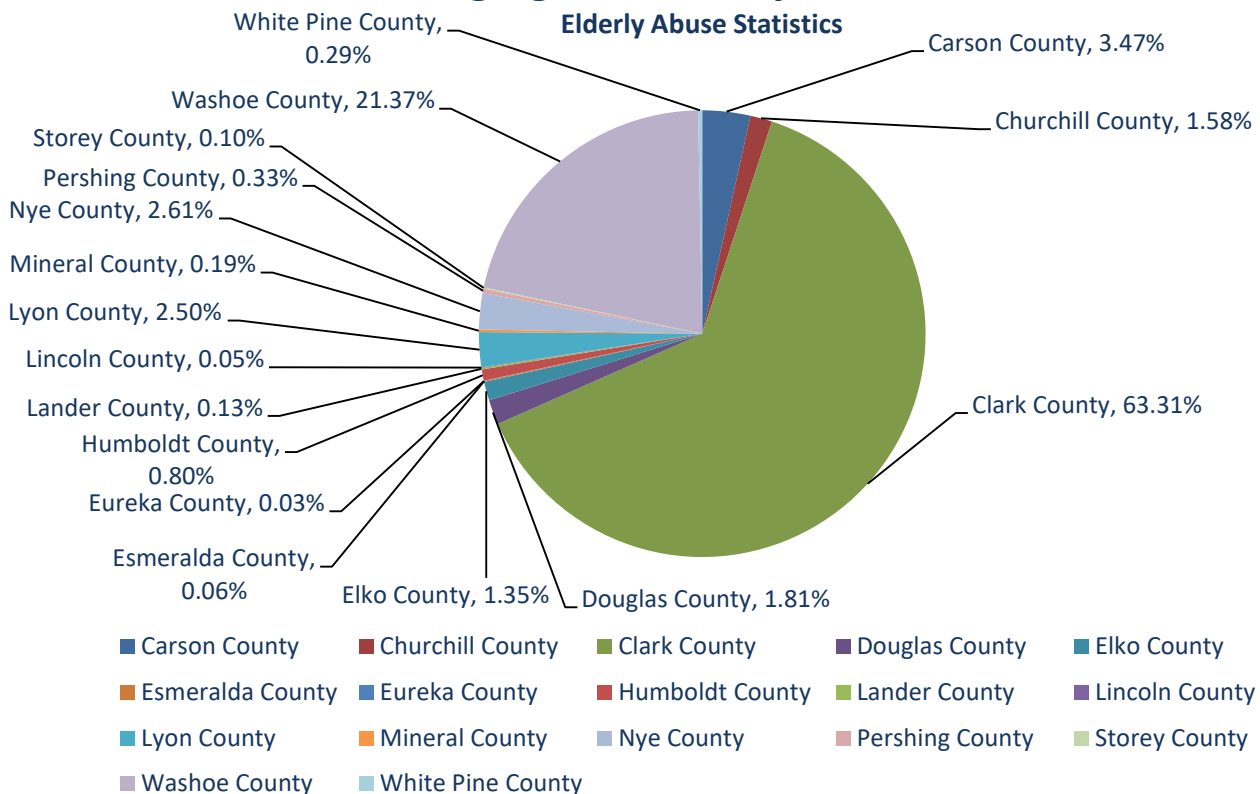
Aging & Disability Services Elderly Abuse

Substantiated and Unsubstantiated Incidents by County

	Total Incidents Reported	% Of Total
Carson County	364	3.47%
Churchill County	166	1.58%
Clark County	6,636	63.31%
Douglas County	190	1.81%
Elko County	142	1.35%
Esmeralda County	6	0.06%
Eureka County	3	0.03%
Humboldt County	84	0.80%
Lander County	14	0.13%
Lincoln County	5	0.05%
Lyon County	262	2.50%
Mineral County	20	0.19%
Nye County	274	2.61%
Pershing County	35	0.33%
Storey County	10	0.10%
Washoe County	2,240	21.37%
White Pine County	30	0.29%
Total:	10,481	

Aging & Disability Services

Elderly Abuse Statistics



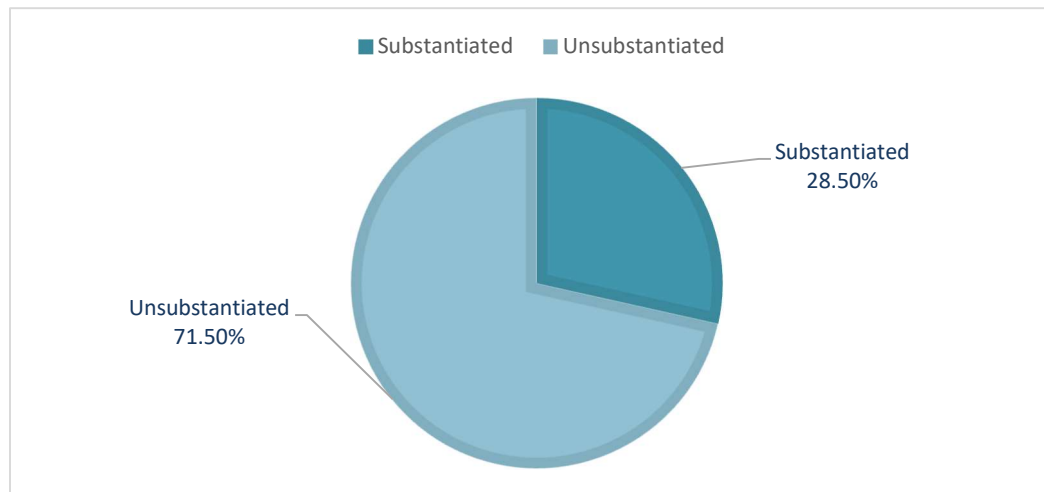
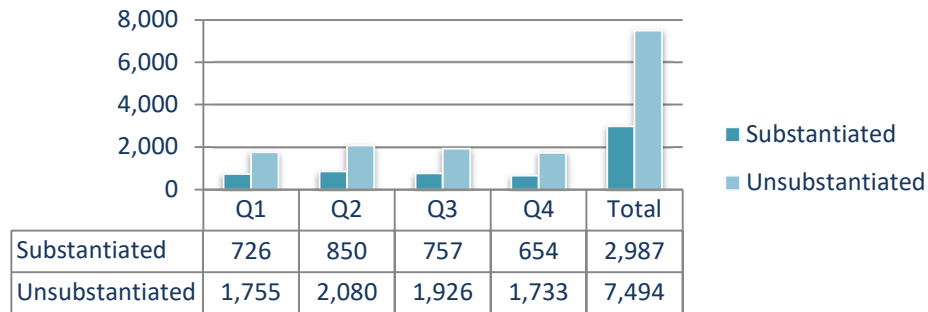


Aging & Disability Services Elderly Abuse

Substantiated vs Unsubstantiated

2020 Aging & Disability Services Elderly Abuse

Substantiated vs Unsubstantiated

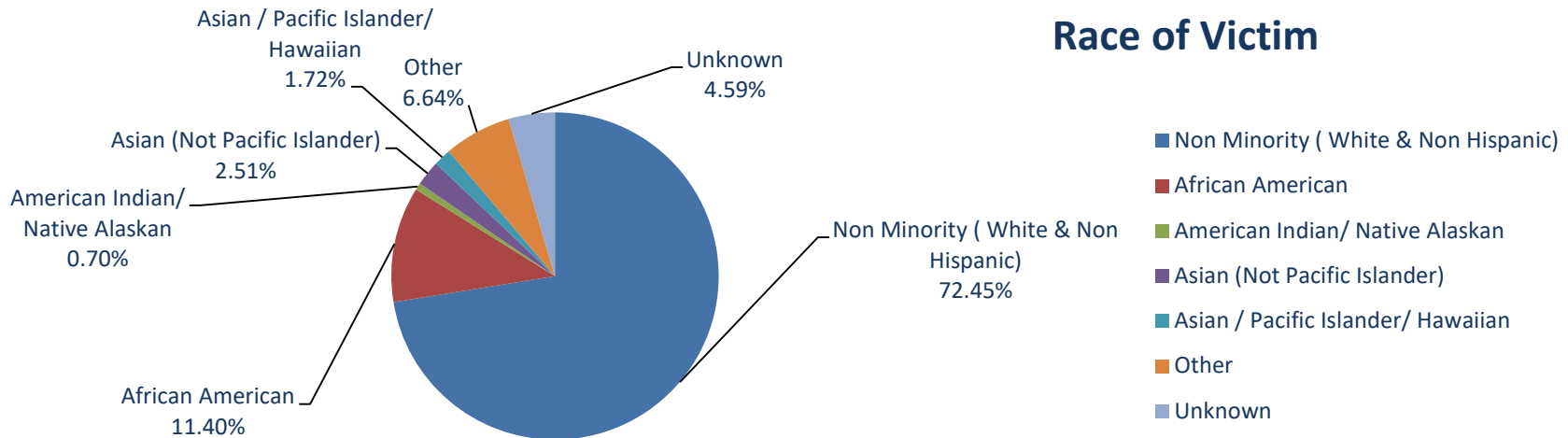




Aging & Disability Services Elderly Abuse

Age, Race, Gender and Ethnicity of Victim

Race of Victim	Non Minority (White & Non Hispanic)	African American	American Indian/ Native Alaskan	Asian (Not Pacific Islander)	Asian / Pacific Islander/ Hawaiian	Other	Unknown	Total
Carson County	224	2	6	4	0	13	8	257
Churchill County	111	0	3	1	2	2	5	124
Clark County	3,140	788	15	140	108	374	247	4,812
Douglas County	124	0	2	2	0	6	11	145
Elko County	87	0	5	0	0	1	13	106
Esmeralda County	4	0	0	0	0	0	0	4
Eureka County	3	0	0	0	0	0	0	3
Humboldt County	44	0	1	0	0	3	2	50
Lander County	9	0	0	0	0	1	1	11
Lincoln County	3	0	0	0	0	0	0	3
Lyon County	159	2	1	3	1	7	4	177
Mineral County	15	0	1	0	0	0	1	17
Nye County	182	8	3	3	1	3	4	204
Pershing County	21	0	0	0	0	3	1	25
Storey County	4	1	0	0	0	1	0	6
Washoe County	1,364	64	16	38	19	91	52	1,644
White Pine County	18	2	0	0	0	0	0	20
State Total:	5,512	867	53	191	131	505	349	7,608
% of Total	72.45%	11.40%	0.70%	2.51%	1.72%	6.64%	4.59%	

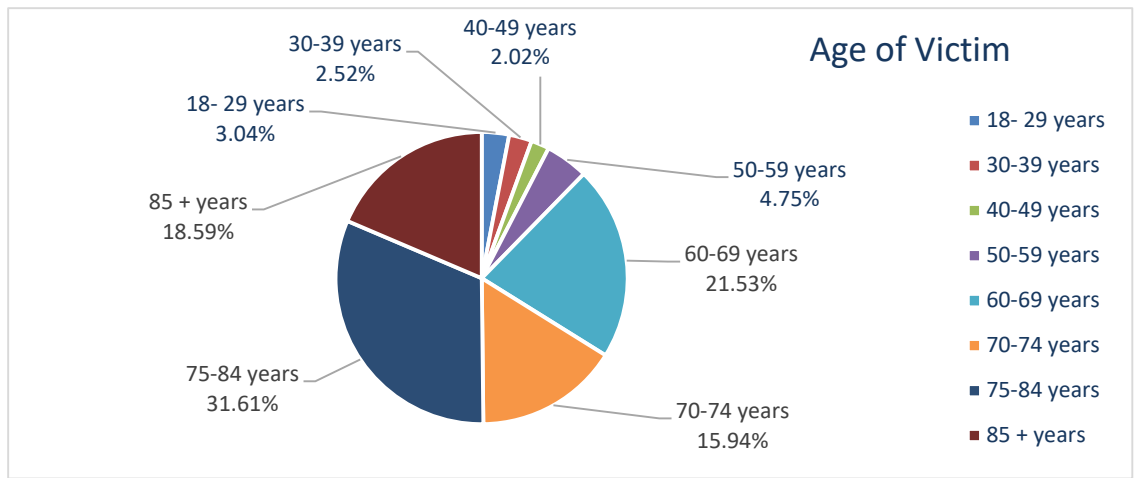




Aging & Disability Services Elderly Abuse

Age, Race, Gender and Ethnicity of Victim

Age of Victim	18-29 years	30-39 years	40-49 years	50-59 years	60-69 years	70-74 years	75-84 years	85+ years	Total
Carson County	7	5	6	13	55	48	76	47	257
Churchill County	4	1	4	7	27	10	42	29	124
Clark County	169	145	107	235	1,028	723	1,503	902	4,812
Douglas County	3	2	1	2	27	27	54	29	145
Elko County	6	2	3	7	28	20	25	15	106
Esmeralda County	0	0	0	1	0	1	2	0	4
Eureka County	0	0	0	0	1	0	1	1	3
Humboldt County	4	1	1	3	15	6	18	2	50
Lander County	0	0	0	0	2	2	5	2	11
Lincoln County	0	0	0	0	3	0	0	0	3
Lyon County	1	7	3	8	40	32	48	38	177
Mineral County	0	0	0	0	7	2	7	1	17
Nye County	2	2	5	5	57	31	71	31	204
Pershing County	0	0	0	0	5	8	11	1	25
Storey County	0	0	1	0	0	0	4	1	6
Washoe County	34	27	23	80	339	300	529	312	1,644
White Pine County	1	0	0	0	4	3	9	3	20
State Total:	231	192	154	361	1,638	1,213	2,405	1,414	7,608
% of Total	3.04%	2.52%	2.02%	4.75%	21.53%	15.94%	31.61%	18.59%	



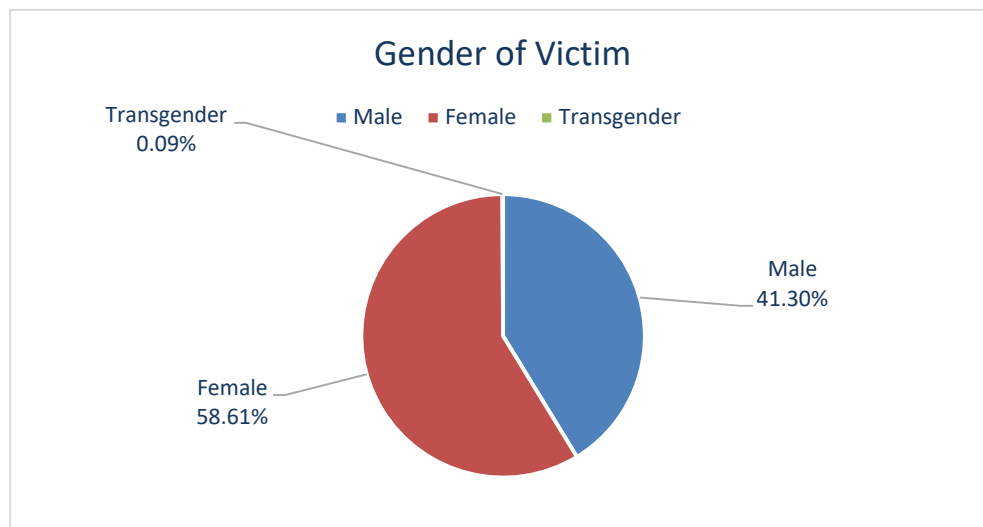


Aging & Disability Services Elderly Abuse

Age, Race, Gender and Ethnicity of Victim

Gender of Victim

	Male	Female	Transgender	Total
Carson County	99	157	1	257
Churchill County	45	79	0	124
Clark County	1,978	2,833	1	4,812
Douglas County	58	87	0	145
Elko County	51	55	0	106
Esmeralda County	1	3	0	4
Eureka County	2	1	0	3
Humboldt County	29	21	0	50
Lander County	5	6	0	11
Lincoln County	2	1	0	3
Lyon County	94	83	0	177
Mineral County	5	12	0	17
Nye County	77	127	0	204
Pershing County	9	16	0	25
Storey County	3	3	0	6
Washoe County	678	961	5	1,644
White Pine County	6	14	0	20
State Total:	3,142	4,459	7	7,608
% of Total	41.30%	58.61%	0.09%	

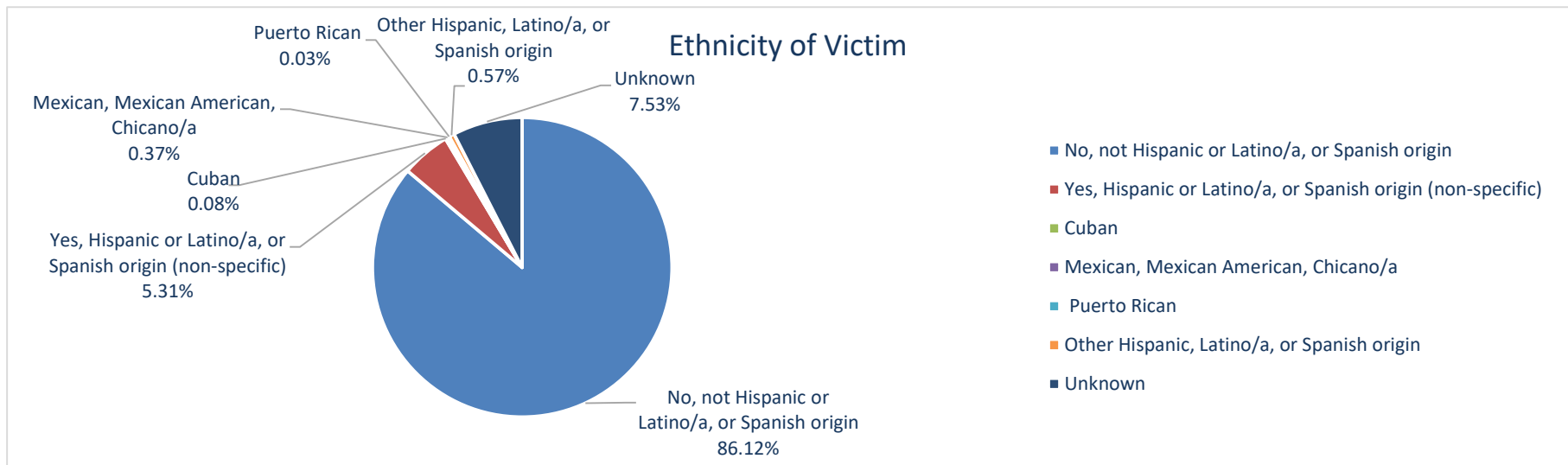




Aging & Disability Services Elderly Abuse

Age, Race, Gender and Ethnicity of Victim

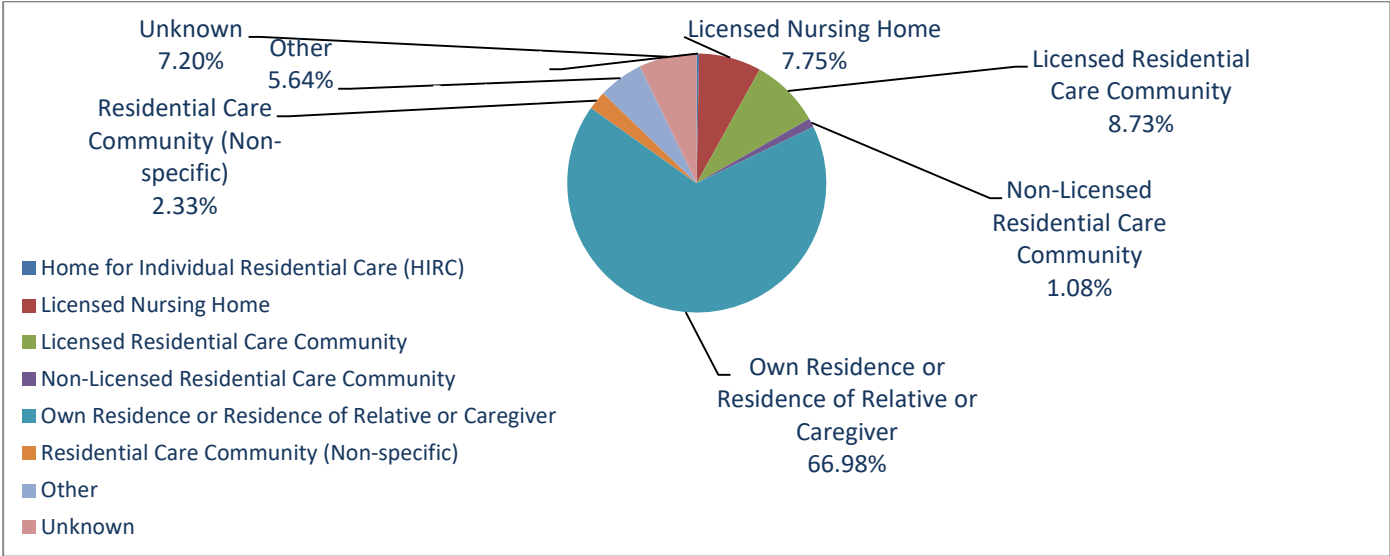
Ethnicity of Victim	No, not Hispanic or Latino/a, or Spanish origin	Yes, Hispanic or Latino/a, or Spanish origin (non-specific)	Cuban	Mexican, Mexican American, Chicano/a	Puerto Rican	Other Hispanic, Latino/a, or Spanish origin	Unknown	Total
Carson County	235	10	0	0	0	2	10	257
Churchill County	117	2	0	0	0	0	5	124
Clark County	4,055	285	6	25	2	33	406	4,812
Douglas County	129	3	0	1	0	0	12	145
Elko County	84	3	0	0	0	0	19	106
Esmeralda County	3	1	0	0	0	0	0	4
Eureka County	3	0	0	0	0	0	0	3
Humboldt County	45	3	0	0	0	0	2	50
Lander County	9	1	0	0	0	0	1	11
Lincoln County	3	0	0	0	0	0	0	3
Lyon County	162	7	0	0	0	0	8	177
Mineral County	15	0	0	0	0	0	2	17
Nye County	191	1	0	0	0	0	12	204
Pershing County	21	3	0	0	0	0	1	25
Storey County	4	1	0	0	0	0	1	6
Washoe County	1,457	84	0	2	0	8	93	1,644
White Pine County	19	0	0	0	0	0	1	20
State Total:	6,552	404	6	28	2	43	573	7,608
% of Total	86.12%	5.31%	0.08%	0.37%	0.03%	0.57%	7.53%	






Aging & Disability Services Elderly Abuse

Victim's Residence Type, Type of Abuse, and Relationship to Offender

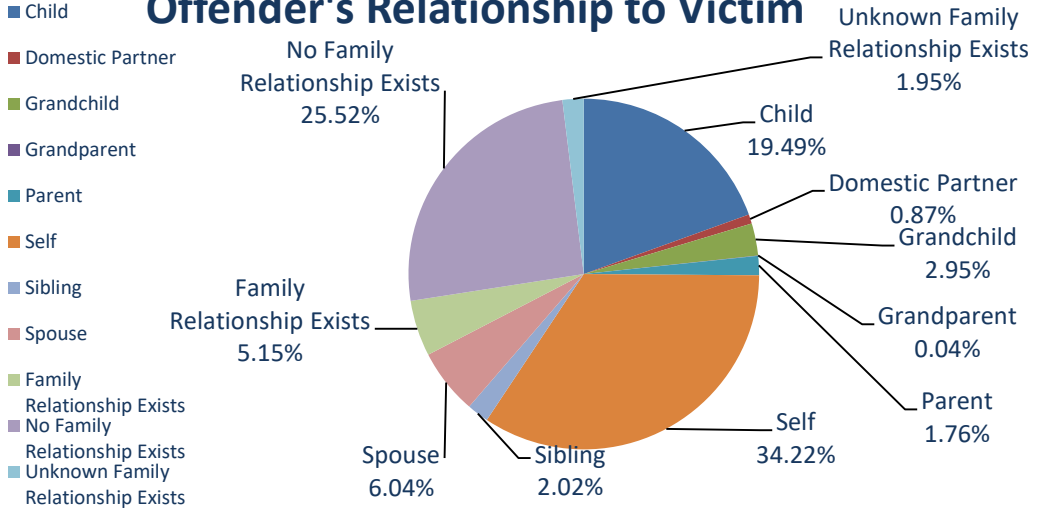


Type of Abuse to Victim

Substantiated & Unsubstantiated



Offender's Relationship to Victim



THIS PAGE WAS LEFT INTENTIONALLY BLANK



This concludes our publication.

Thank you for taking the time to read *Uniform Crime Reporting*.

If you require further information you can contact us at:

**Nevada Department of Public Safety
Records, Communications and Compliance Division
333 West Nye Lane Suite 100
Carson City, NV 89706
(775) 684-6262
<http://rccd.nv.gov>**



THIS PAGE WAS LEFT INTENTIONALLY BLANK